

**EPS4 Lesson 1: A****Name:** \_\_\_\_\_**Date:** \_\_\_\_\_

**WEEKLY VOCABULARY:** Say each word and ask the class to repeat after you three times. Emphasize final consonant sounds such as T and D. Translate each word into the closest Thai equivalent using a dictionary app on your phone. Now walk around the room and ask each student to repeat it until their pronunciation is satisfactory. Randomly ask students what the word means in Thai. When you're finished say the word again and ask the class to repeat after you three more times.

- |              |            |
|--------------|------------|
| 1. A         | 9. And     |
| 2. Afraid    | 10. Animal |
| 3. After     | 11. Ant    |
| 4. Afternoon | 12. Any    |
| 5. All       | 13. Apple  |
| 6. Almost    | 14. Ask    |
| 7. Am        | 15. At     |
| 8. An        | 16. Ate    |

**READING EXERCISE:** Read the following sentences to the class and ask them to repeat after you two times, then ask individual students to read one sentence.

1. I am afraid.
2. I ate an apple.
3. A dog is an animal.
4. Good afternoon.
5. A red ant.
6. Almost ready.
7. Ask a question.
8. A boy and a girl.
9. All of us.
10. I don't want any food.










TRANSLATION EXERCISE: Tell students to write today's vocabulary words in the spaces below. English on the left and Thai on the right. Encourage them to use their dictionaries. Some students will do this during the vocabulary exercise but less motivated students will go more slowly and need coaxing.

English	ภาษาไทย
1. _____	_____
2. _____	_____
3. _____	_____
4. _____	_____
5. _____	_____
6. _____	_____
7. _____	_____
8. _____	_____
9. _____	_____
10. _____	_____
11. _____	_____
12. _____	_____
13. _____	_____
14. _____	_____
15. _____	_____
16. _____	_____

VOCABULARY GAME: Ask two students to go to the board and get ready to write. Go to the back of the room and ask a third student to pick a word from today's lesson. Call out the word and see who can write it correctly first. Now ask the first two students to pick two more students for the next round.

GRAMMAR: Regular Plurals. Read the following two-word phrases to the class then ask individual students to read a pair of them.

One ant	
Two ant <b>s</b>	
One apple	
Three apple <b>s</b>	
One dog	
Four dog <b>s</b>	
One finger	
Five finger <b>s</b>	